



Comunitatea Educatorilor Microsoft

Microsoft Educator Community - MEC

MEC - Comunitatea Educatorilor Microsoft

- ▶ Una dintre cele mai mari rețele sociale din lume.
- ▶ Un loc pentru conectare, colaborare, partajare, formări profesionale și lecții.
- ▶ Obțineți puncte, insigne și certificate digitale pentru formările parcurse.
- ▶ Resurse pentru învățarea bazată pe proiecte (inter- și/sau trans-disciplinare).
- ▶ Acces la planuri de lecții create de către educatori din toată lumea.
- ▶ Posibilitatea de a publica propriile planuri de lecții și activități practice.
- ▶ Platformă ce susține dezvoltarea profesională continuă și educația inovatoare.

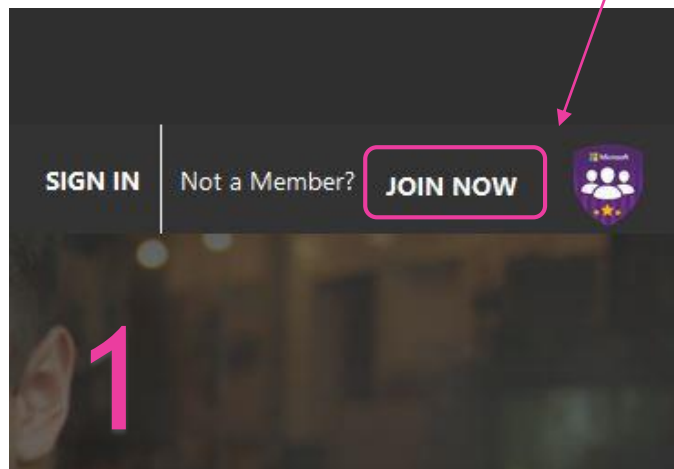
https://education.microsoft.com/

The screenshot displays the Microsoft Education website's Educator Community homepage. At the top, a navigation bar includes 'Education' and several dropdown menus: 'School leaders', 'Educators', 'Students', 'Products', 'Training & events', 'Stories', and 'How to buy'. Below this is a search bar with the text 'Hi, how can I assist you today?' and buttons for 'SIGN IN' and 'JOIN NOW'. A left-hand sidebar contains a 'Community menu' and several navigation options: 'Microsoft Educator Community home', 'Microsoft Innovative Educator (MIE) programs', 'Badges, points, and certificates', 'Courses and resources', 'Skype in the Classroom', 'Find, create, and share a lesson', and 'Connect and share with educators'. The main content area features a large banner with the text 'Welcome to the Educator Community!' and a sub-header 'Connect and collaborate, find training and lessons, and earn badges and certificates on this personalized hub created for educators like you.' Below the banner is a promotional section for 'February is Literacy Month' with the text 'The fun starts now!' and 'Book a FREE author visit today >'. This section includes images of book covers for 'Cleopatra in Space' and 'George Brown, Class Clown'. A 'FILTER +' button is visible below the banner. At the bottom, there are two featured content cards. The first card, titled 'Teaching with Technology 2016', shows a woman pointing at a tablet displaying a bar chart and has a 'Beginner' tag and '12' likes. The second card, titled 'Teaching with Technology Basics', shows two people sitting at a table with a laptop and has a 'Beginner' tag and '13' likes. Both cards are marked as 'FEATURED'. The page also includes 'Overview' and 'View All' links.

Cum ne creăm un cont MEC ?

Faza I

- ▶ În colțul din dreapta sus al pagini faceți click pe **JOIN NOW**
- ▶ Faceți click pe tipul de cont cu care doriți să vă autentificați.
- ▶ Vă puteți autentifica cu contul dvs. de:
 - ▶ Office 365
 - ▶ Microsoft
 - ▶ Skype
 - ▶ Facebook
 - ▶ Twitter



Join the Community

Already a Member? Sign In



For the best experience, please verify your information

First/Given Name

Last/Family Name

Country

Language

Time Zone

Profile Status *

2

Profile is Public and available to all users. Click [here](#) to see what information will be displayed to all users.

I would like to receive the monthly Microsoft Educator Community newsletter.

I would like to hear from Microsoft and its family of companies via email about products, services, and events, including the latest solutions, tips, and exclusive offers.

In order to use the site as a registered user, you must be at least 18 years of age. The Microsoft Educator Community is not open to individual students under the age of 18 or non-educators who do not fit the above categories who are above the age of 18.

JOIN THE COMMUNITY

Cum ne creăm un cont MEC ?

Faza II

- ▶ Introduceți numele de utilizator și parola pentru tipul de cont selectat, apoi click pe [Conectare](#)

The image shows a browser window titled "Conectați-vă la contul dvs. - Mozilla Firefox" with the URL "https://login.microsoftonline.com/common/oauth2/authorize?clie". The page content includes the Microsoft Educator Community logo and the text "Contul de la locul de muncă sau de la școală". A pink rounded rectangle highlights the login fields, which contain the email "ac@eosro.info" and a masked password. Below the password field is a checkbox labeled "Doresc să rămân conectat" and two buttons: "Conectare" (highlighted with a blue arrow) and "Înapoi". On the left side of the browser window, a pink arrow points from the text "Introduceți numele de utilizator și parola" to the login fields. A large pink number "3" is positioned to the right of the login fields.

Join the Community Already a Member? Sign In

Office 365

Microsoft

Skype

Facebook

Twitter

For the best experience, please verify your information

First/Given Name

Last/Family Name

Conectați-vă la contul dvs. - Mozilla Firefox

Mic... (US) https://login.microsoftonline.com/common/oauth2/authorize?clie

Microsoft Educator Community 3

Contul de la locul de muncă sau de la școală

ac@eosro.info

.....

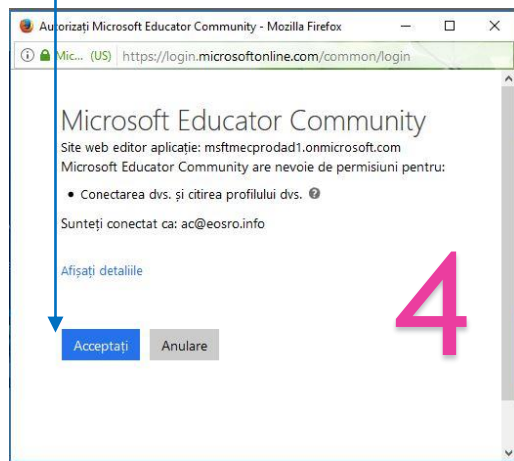
Doresc să rămân conectat

Conectare Înapoi

Cum ne creăm un cont MEC ?

Faza III

- ▶ **Acceptați** conectarea și citirea profilului dvs.
- ▶ Verificați corectitudinea datelor citite din profil și setați fusul orar (+2)
- ▶ **Bifați** obligatoriu că aveți **peste 18 ani**.
- ▶ Alăturați-vă comunității MEC cu un click pe **JOIN THE COMMUNITY**



A screenshot of the Microsoft Educator Community registration form. The page title is "Join the Community" with a link "Already a Member? Sign In". Below the title is an "Office 365" banner. The main heading is "For the best experience, please verify your information". The form contains several fields: "First/Given Name" (Andreea), "Last/Family Name" (Coman), "Country" (Romania), "Language" (Romanian), and "Time Zone" (UTC+02:00 Helsinki, Kyiv, Riga, Sofia, etc.). The "Profile Status" is set to "Public". Below the form are three checkboxes: "I would like to receive the monthly Microsoft Educator Community newsletter.", "I would like to hear from Microsoft and its family of companies via email about products, services, and events, including the latest solutions, tips, and exclusive offers.", and "In order to use the site as a registered user, you must be at least 18 years of age. The Microsoft Educator Community is not open to individual students under the age of 18 or non-educators who do not fit the above categories who are above the age of 18." The third checkbox is checked. At the bottom is a large purple button labeled "JOIN THE COMMUNITY". Large pink numbers 5, 6, and 7 are overlaid on the form, pointing to the Time Zone, the age requirement checkbox, and the JOIN THE COMMUNITY button respectively.

Cum ne creăm un cont MEC ?

Faza IV

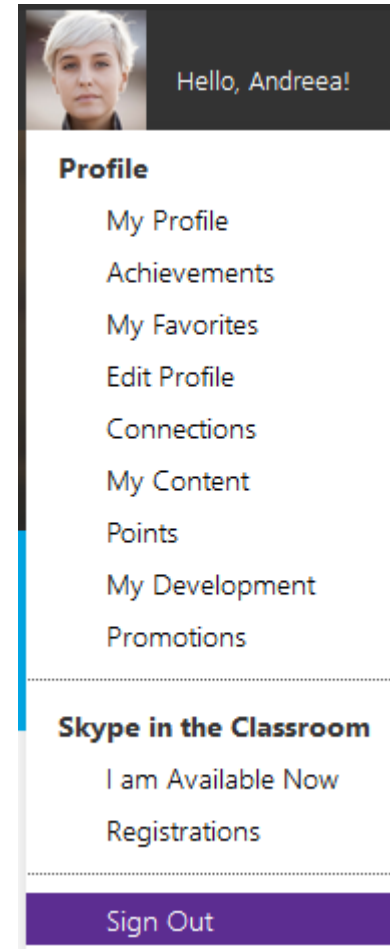
- ▶ Dacă conectarea a reușit, veți primi prima dvs. insignă digitală.
- ▶ O puteți închide cu un click pe **x**, pentru că o veți putea revizualiza ulterior.



8

Să explorăm împreună meniul personal

- ▶ Recunoașterea eforturilor dvs. de formare continuă:
 - ▶ My profile
 - ▶ Achievements
 - ▶ My Development
- ▶ Accesarea insinelor și certificatelor obținute
- ▶ Editarea profilului
- ▶ My content
- ▶ Meniul orizontal
- ▶ Opțiunea de dezaufentificare



Să explorăm împreună meniul comunității

- ▶ Pagina de pornire MEC
- ▶ Programe pentru educatori inovativi (MIE)
- ▶ Insigne puncte și certificate
- ▶ Cursuri și resurse
- ▶ Skype la clasă
- ▶ Găsiți, creați și partajați o lecție
- ▶ Conectați-vă și partajați cu alți educatori



Vă mulțumesc pentru atenție!



Community Member

Earn by creating a Microsoft Educator Community account



Profile All-Star

Earn by completing 75% of your Microsoft Educator Community profile



Certified Microsoft Innovative Educator

Awarded to Microsoft Educator Community Members by earning 1000 points.



Microsoft Innovative Educator Expert

Awarded to selected Microsoft Educator Community Members for demonstrated thought leadership in innovative learning with technology and desire to amplify your reach and voice to all educators.



Microsoft Innovative Educator Fellow

Awarded to selected Microsoft Educator Community Members for demonstrated MIE Expert or Trainer achievements and dedicated time to work with Microsoft and educators to transform classroom learning.



Microsoft Innovative Educator Expert 2016-2017

Awarded to selected Microsoft Educator Community Members for demonstrated thought leadership in innovative learning with technology and desire to amplify your reach and voice to all educators.



Microsoft Innovative Educator Fellow 2016-2017

Awarded to selected Microsoft Educator Community Members for demonstrated MIE Expert or Trainer achievements and dedicated time to work with Microsoft and educators to transform classroom learning.



MIE Trainer

Awarded to Trainers for training over 100 educators.



MIE Master Trainer

Awarded to Trainers for training over 400 educators.



MIE Surface Expert

Awarded to selected Microsoft Educator Community Members who have shown they can teach from anywhere with their Surface



Educator Community Contributor

Awarded to Microsoft Educator Community Members for contributing to the community and earning 8000 points.



Educator Community Influencer

Awarded to Microsoft Educator Community Members for referring others or sharing content within the community and earning 12500 points.

